

Dr. A. Ebbie Soroudi, MD, MS

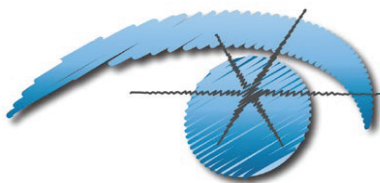
Founder & Medical Director:

Soroudi Advanced LASIK & Eye Centers

Beverly Hills | Newport Beach | Glendale

Clinical Instructor of Ophthalmology:

UCLA Stein Eye Institute



SOROUDI ADVANCED
LASIK & EYE CENTERS

**Providing you with the absolute BEST
in every aspect of eye care today**

Dr. A. Ebbie Soroudi, MD, MS **Diplomate of the American Board of Ophthalmology**

*Clinical Instructor of Ophthalmology: UCLA Stein Eye Institute
Member: American Academy of Ophthalmology, American Society of Cataract & Refractive Surgery, International Society of Refractive Surgery, and the American Academy of Cosmetic Surgery*

Dr. Soroudi is an internationally recognized, board-certified, subspecialty-trained Ophthalmologist who specializes in all aspects of vision corrective surgery, ophthalmic surgery, as well as eyelid plastic surgery. Having personally performed more than 30,000 successful eye and eyelid procedures, Dr. Soroudi is recognized as one of the most experienced, meticulous, and highly respected experts in his fields of specialty.

Dr. Soroudi completed his undergraduate studies in Biomedical Engineering and graduated near the top of his class with *magna cum laude* honors from USC, which is considered one of the most prestigious engineering programs in the world. Here, he received the coveted Howard Hughes Award for his research in gene therapy.

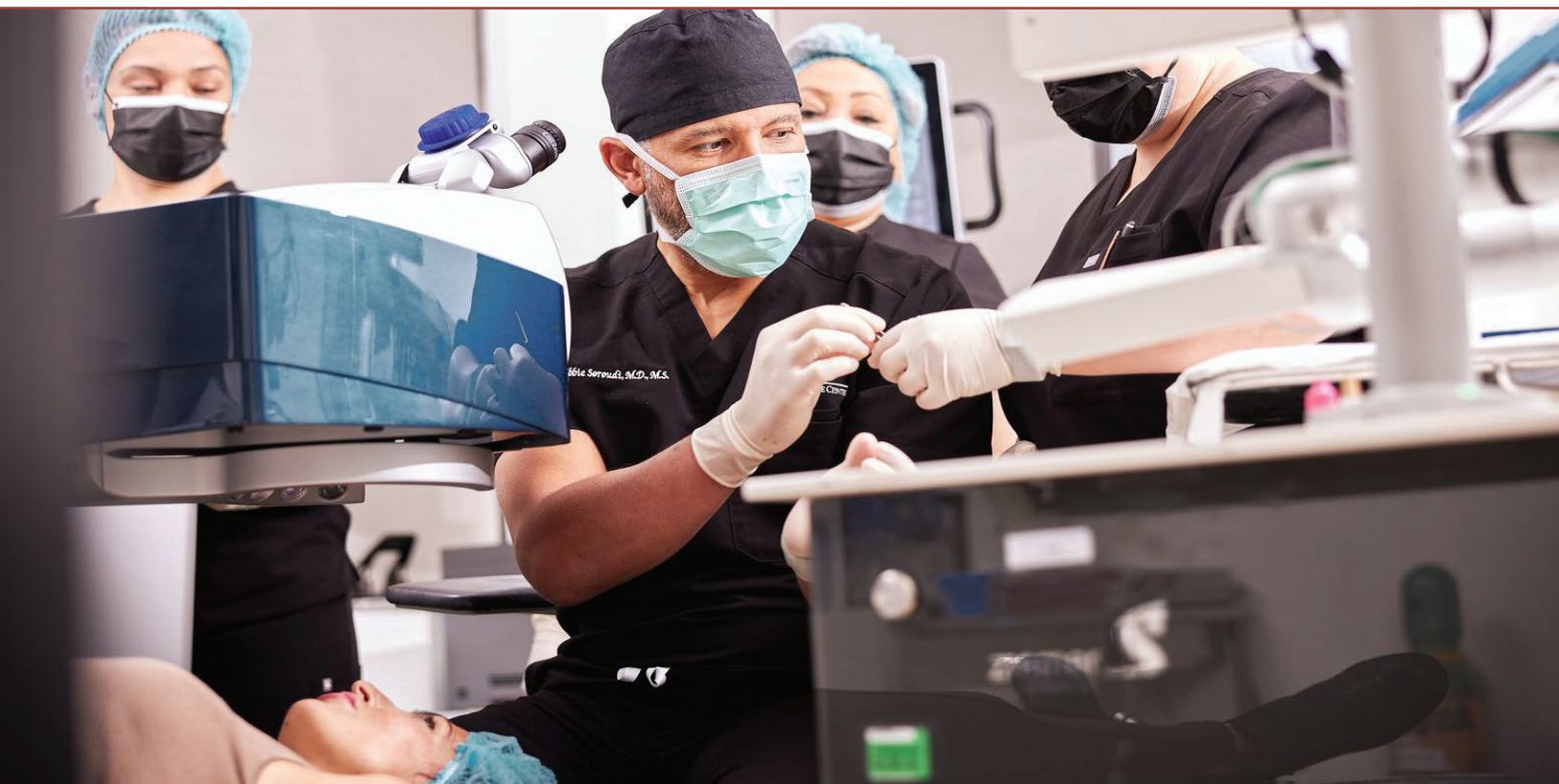
He obtained his Master of Science Degree in Physiological Science from UCLA in only one year (two-year program) and published his thesis on his research studying the utility of Radiofrequency technology to remove tumors in the human orbit at the Oculoplastic Division of the Stein Eye Institute.

Dr. Soroudi went on to the prestigious University of California, Irvine School of Medicine to obtain his Medical Degree. Here, he was awarded a fellowship by the U.S. Government to conduct research in ocular gene therapy at the world-famous National Eye Institute (National Institutes of Health/NIH) in Maryland. His research here may someday be able to cure severe genetic eye disease, such as Retinitis Pigmentosa and even Macular Degeneration.

After graduating medical school, Dr. Soroudi obtained extensive surgical training at the Los Angeles County Hospital in East Los Angeles as a General Surgery Intern.

He completed his residency and served as chief resident in Ophthalmology at the Los Angeles County Hospital in South Central Los Angeles, under the supervision of internationally recognized eye surgeons from the UCLA Jules Stein Eye Institute. Through this experience at a Level-I Trauma Center, he gained tremendous experience in performing some of the most challenging operations involving every subspecialty in Ophthalmology, including complex Cataract operations, Corneal Transplantation, Glaucoma Surgery, treating severe Diabetic Retinal Disease, as well as repairing severe eye & eyelid trauma from bullet wounds, knife wounds, and occupational injuries. During his last year in training, Dr. Soroudi had the rare opportunity to spend 4 full days a week in surgery, so in essence, he completed a combined Cornea, Glaucoma, Oculoplastic, and Medical Retina Fellowship, and he still routinely treats patients suffering from a variety of complicated eye conditions with equal prowess.

Dr. Soroudi spent a year at the Division of Ophthalmic Plastic & Reconstructive Surgery at UCLA where he pursued his research interests in thyroid-related (Graves) orbital disease and clinical interests in complex eyelid surgery under the tutelage of his mentor, Professor Robert Alan Goldberg, past president of the American Society of Ophthalmic Plastic & Reconstructive Surgery. His research findings here have been published multiple times in the prestigious *Journal of Ophthalmic Plastic & Reconstructive Surgery*.



Dr. Soroudi also completed a clinical fellowship in Kerato-refractive surgery under the tutelage of Professors James Salz, past president of the International Society of Refractive Surgery, and Yaron Rabinowitz, one of the foremost world experts in treating Keratoconus. Here, he sub-specialized in performing all-laser LASIK (which was a brand new technology at the time), Flapless LASIK/PRK, as well as implanting Intacs corneal implants to treat irregular astigmatism (Keratoconus).

Prior to starting private practice, Dr. Soroudi had the honor and privilege of spending a year working alongside and learning from his old mentor, Professor Samuel Masket, past president of the American Society of Cataract & Refractive Surgery. Here we had the opportunity to become an expert in performing complex Cataract & Lens Replacement Surgery from literally one of the best, most famous Cataract Surgeons in the world.

Dr. Soroudi has authored a book titled "Advanced Refractive Surgery," and has published multiple research papers in respected peer-reviewed scientific journals. He has invented and holds three U.S. Patents on the technology used to make "self-heating" compresses designed to treat Styes/Chalazia and other common eyelid conditions (Blepharitis & Chronic Dry Eyes). This product, called "eye-press™", is sold over-the-counter nationwide at more than 10,000 pharmacies, including CVS & Rite Aid.

Dr. Soroudi has also obtained another two patents on a technology that allows for the formulation of "SPF Eye Drops" which are designed to protect human eyes from UV radiation of the sun. This product, called "UVista™" is ideal for people who spend a considerable amount of time working/playing outside in hot climates (e.g., athletes (surfers)), and could potentially prevent the development of Pterygia (ingrowth of blood vessels into the Cornea causing redness and even vision loss). This product is currently being developed and will be available over-the-counter nationally and internationally.

Dr. Soroudi serves as volunteer Clinical Instructor of Ophthalmology at UCLA Jules Stein Eye Institute, and he continues to be involved in research and teaching. He speaks fluent Farsi and Spanish and is semi-fluent in Italian. In his rare spare time, he enjoys riding horses and playing polo.

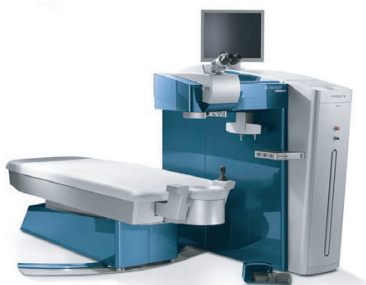
Cornea-based Vision Correction

**100% Bladeless, Customized, Topography-guided z-LASIK
using the most advanced technology in the world
(See BETTER than 20/20!)**



> *The Ziemer Z8
Femto LDV Laser*

- We are proud to announce that our center is one of only a few LASIK-centers in the entire Los Angeles area equipped with the newest Ziemer Z8 Femtosecond Laser. This ultra-precise technology provides our patients with a 100% blade-free LASIK experience and prevents the need for using any sharp objects to perform this extremely delicate procedure. This makes this procedure extremely quick (10 seconds per eye), painless, and safe!
- The Ziemer Z8 Femtosecond Laser is also the most advanced "all-laser" Cataract & Lens Replacement Surgery Platform on earth today. This extremely precise unit allows Dr. Soroudi to perform "laser-assisted cataract surgery" where instead of using manual instruments, the laser does all the critical parts of the surgery and literally chops the natural lens into small pieces. This makes this delicate procedure a lot less invasive, safer, faster, and more precise. At the same time, this laser helps Dr. Soroudi relieve up to 2 diopters of Astigmatism, helping his patients see much more clearly right after surgery, minimizing the need for additional procedures to get out of glasses.
- This incredibly accurate laser is also the fastest and least invasive technology in the world today, transferring the least amount of energy to the Cornea. This provides for a very quick & painless procedure, with a very rapid recovery! Utilizing this technology, some of our patients see 20/20 after LASIK even before they leave the office!
- This device also causes minimal redness after surgery. Older technologies (e.g., the intralase laser) cause tiny hemorrhages on the white part of the eye (sub-conjunctival hemorrhages) for weeks after surgery; the Z8 minimizes this common side-effect, and our patient's eyes are white and comfortable just the next morning after surgery.



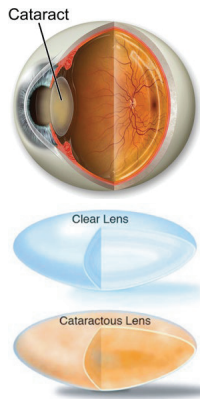
> *WaveLight EX500
Excimer Laser*

Dr. Soroudi is one of a small group of LASIK specialists in Los Angeles who possess their own temperature- and humidity-controlled LASIK Surgical Suites in-house (instead of going to an open-access surgery center). We are so proud to announce that our center is equipped with the all-new Alcon Alegretto Wavelight EX500 Flying Spot Excimer Laser. The Alegretto laser allows Dr. Soroudi to perform a customized, "wavefront-guided ablation profile" to his patients who demand just the absolute BEST in vision correction technology: better vision, day and night! This technology maintains the natural corneal shape, which minimizes the potential for night-time glare, even in very high prescriptions (up to -10 Diopters of Nearsightedness!). Also,

because of its speed (takes only 1.4 seconds per Diopter), it reduce the potential for dehydration of the cornea and minimizes patient fixation fatigue, allowing for a much more pleasant and seamless LASIK experience. At the same time, with a powerful 1050 Hz-type multi-dimensional eye tracker, the EX500 offers safety and exceptional precision in case someone moves their eye during surgery. We are so confident of our technology, and Dr. Soroudi's track record of over 15,000 successful LASIK surgeries, that we actually GUARANTEE our qualified patients with 20/20 vision. This is our testament to providing absolute highest standards in vision correction surgery found anywhere in the world. We also provide interest-free financing, and follow-ups at no added charge for one year after LASIK. If, for any reason, you require an enhancement procedure, we cover all costs for up to one year!

Lens-based Vision Correction

**Advanced, small-incision, Cataract/Lens Implantation Surgery
(See 20/20 for far and near with EACH eye!)**



Lens-based vision correction is commonly used to treat cataracts and correct the vision of people who are not good candidates for LASIK (especially those older than 50 years of age). Thanks to the amazing refinements in surgical technology and modern intra-ocular lens design, we are now able to provide our patients with incredibly sharp visual acuity and clarity after lens implantation for far, intermediate, and near distances, so they can throw away their bifocals or reading glasses. This procedure is completed in a matter of 7-10 minutes on an outpatient basis in the comfort of our own eye specialty surgery centers, using only minor sedation and topical anesthesia. Your private medical insurance (including Medicare) may even cover the cost of this operation if you qualify.

Take advantage of the absolute BEST Technology for Cataract/Lens Replacement Surgery:




Aside from your surgeon's experience, a successful Cataract/Lens Replacement Surgery depends on the equipment used to assist your doctor provide you with the safest, least invasive surgery, and the best results. We are so proud to announce that our Medicare-approved surgery center (highest standard in the US) is equipped with the newest, most advanced technology in Cataract Surgery anywhere in the world! The tenturionVision System is the newest generation Phacoemulsification Robot available in the country, exclusively available at the Soroudi Advanced LASIK & Eye Centers. There is no better technology in the field of Cataract Surgery in the world.

CENTURION
VISION SYSTEM

Premium Intra-ocular Lens Technology

Trifocal & Extended Depth of Focus Lens Implantation

See near, far, and everything in between without glasses-day and night!



The multi-focal intra-ocular lens technology has gone through multiple advances for the past two decades. Today, with the availability of the newest Trifocal & Extended Depth of Focus Lenses, Dr. Soroudi is able to provide his patients with outstanding far, near, AND intermediate vision, minimizing the need for glasses for life! Dr. Soroudi has implanted literally thousands of these lenses in his patients' eyes, and he is considered one of the most experienced surgeons in the country specializing in multi-focal lens technology.




The All New Odyssey
Tri-Focal Lens



AcrySof IQ PanOptix®
TRIFOCAL IOL
TRIFOCAL TORIC IOL

THE VIVITY EXTENDED DEPTH
OF FOCUS LENS

TECNIS
Eyhance IOL

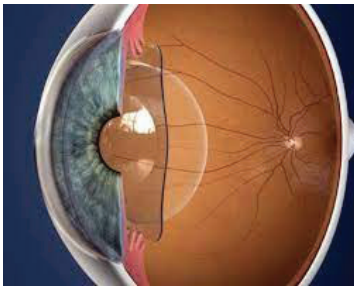


The Alcon ORA System with VerifEYE Lynk Technology



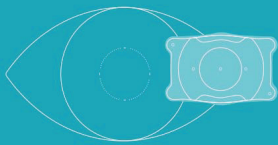
We are so proud to have the latest lens measurement technology in the world for our patients undergoing cataract/ lens refractive surgery! This technology allows Dr. Soroudi to actually measure the correct lens power & orientation for each eye DURING surgery. This technology is ideal for people who have astigmatism and/or have had previous vision correction surgery such as LASIK. Utilizing this technology, the lens calculations are extremely precise, and this decreases the chance that people have to undergo yet another laser procedure to have the best vision. This is yet another testament to Dr. Soroudi's dedication to excellence in refractive outcomes for his patients.

The All New EVO Implantable Collamer Lens Technology (ICL) Implantable Contact Lens Technology for people with up to -20 Diopters of near-sightedness (SEVERE Myopia), even with Astigmatism



In cases where people don't qualify for LASIK (very high prescriptions (over -11 Diopters of nearsightedness) or very thin Corneas), Dr. Soroudi offers his patients with the safety and accuracy of the Visian Implantable Contact Lens Technology. The Vision ICL is a paper-thin, clear collamer lens that can be placed in the eye in a matter of a few minutes with minimal sedation, and without the need for any sutures. Aside from treating up to -20 Diopters of nearsightedness, the Visian ICLs even treat up to 4 Diopters of Astigmatism. This technology has been approved by the FDA since 1995, and since then, thousands of people with very high myopia have enjoyed clear vision without the need for glasses or contact lenses whatsoever. Visian ICL Implants are an incredible alternative to LASIK Surgery, and they allow for outstanding visual acuities without causing any dry eyes.

EVO Visian ICL



The EVO Visian ICL (Implantable Collamer Lens) is an implant that corrects vision without removing any corneal tissue.

LASIK



LASIK is a two-step laser vision correction surgery where a flap is made on the surface of the eye called the cornea, and the underlying layers are reshaped with an excimer laser to correct vision.

PRK



PRK is a laser vision procedure similar to LASIK but no corneal flap is created. The top layer of the cornea called the epithelium is removed, and the underlying tissue is reshaped to correct vision.

Corneal Surgery

Keratoconus Treatment with Intacs, Collagen Crosslinking, PRK and Corneal Transplantation



> *“cone-shaped eye” in a patient with Keratoconus*

Nearly one out of every 2,000 people worldwide suffers from thin, “irregular” corneas, causing extremely poor vision. These, usually very young, individuals unfortunately do not qualify for laser vision correction and resort to wearing thick glasses and uncomfortable, rigid contact lenses.

Dr. Soroudi is a renowned expert in treating Keratoconus, and he has successfully treated literally hundreds of patients with this devastating condition. He uses his expertise as both a Corneal Surgeon AND a Lens Surgeon to customize his treatments to best fit his patients’ individual needs.

Intacs Corneal Implants

Intacs are FDA-approved, 0.45mm plastic ring implants that can be placed inside the cornea to flatten it and return it to its “regular” shape. Dr. Soroudi performs this delicate procedure in his own eye specialty surgical centers using the brand new Z8 Femtosecond Laser. This procedure takes about 15-20 minutes under topical anesthesia.





Collagen Cross-linking

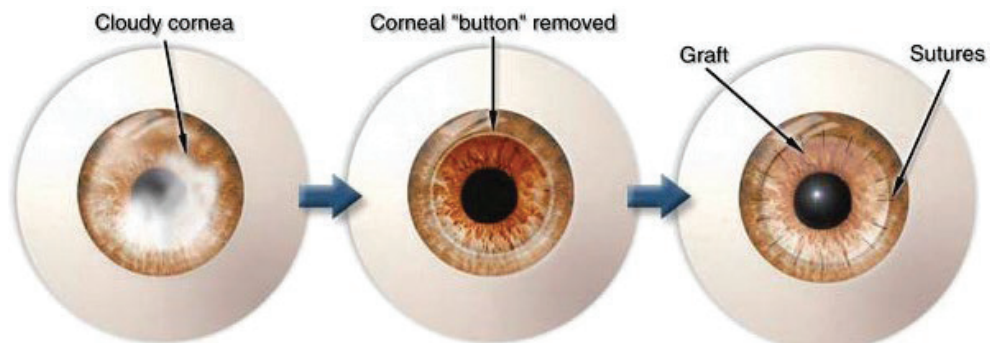
Corneal collagen cross-linking is a procedure which uses UV light and a photosensitizer to strengthen chemical bonds in the cornea. The goal of the treatment is to halt progressive and irregular changes in corneal shape known as ectasia. These ectatic changes are typically marked by corneal thinning and an increase in the anterior and/or posterior curvatures of the cornea, and often lead to high levels of myopia and severe astigmatism. The most common form of ectasia is keratoconus and less often ectasia is seen after laser vision correction such as LASIK. Dr. Soroudi possesses the most advanced PXL Platinum Cross-linking unit with eye-tracking technology to provide his patients with the absolute BEST in Keratoconus treatment found anywhere in the world.



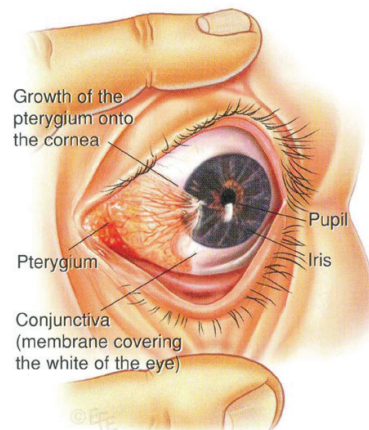
> The newest Peschke PXL Platinum 330 Corneal Cross-linking Unit with eye-tracking technology available exclusively at the Soroudi Advanced LASIK & Eye Centers

Laser Assisted Corneal Transplantation Surgery

In those patients whose Corneas have suffered extensive damage/scarring, Dr. Soroudi offers Laser Assisted Corneal Transplantation Surgery using the Z8 Ziemer Femtosecond Laser. This revolutionary technology literally restores vision to those patients who are permanently blind as a result of Keratoconus or ocular trauma.



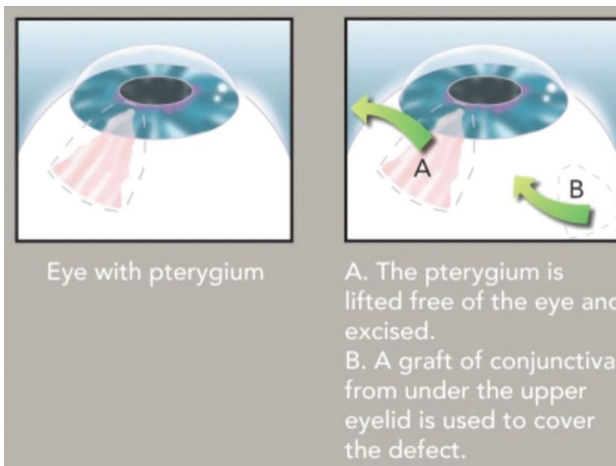
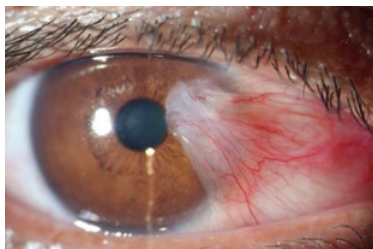
“Scissorless,” Sutureless Pterygium & Pinguecula (“Surfer Eyes”) Surgery. Dr. Soroudi is the inventor of the Blade-free (“Peacock”) Procedure: Pterygium Excision with Cauterization & Autograft of the Conjunctiva



A pterygium may grow large enough to obstruct vision.

Millions of people suffer from red, irritated eyes that result from excessive exposure to the sun — nicknamed “surfer eyes”. This damage can cause a thickening and discoloration of the skin (conjunctiva) of the eye—specifically a pterygium or red fleshy membrane that over time, grows over the cornea and affects vision.

Similarly, sun damage can cause a pinguecula, a yellowish, slightly raised thickening of the conjunctiva. Dr. Soroudi has pioneered a “scissorless,” sutureless surgical technique (the “peacock” procedure: Pterygium Excision with Cauterization and Autograft of Conjunctiva”) that helps to permanently eliminate this problem—without using any blades, scissors, or sutures—and with only a topical anesthetic.



> **Right column: “Before”; Left column: “After”;
Dr. Soroudi’s actual patients**



100% Bladeless Cosmetic Eyelid Plastic Surgery

Upper and Lower Eyelid Blepharoplasty

Having performed thousands of successful eyelid plastic ("Oculoplastic") Surgeries, Dr. Soroudi is an expert in performing Blepharoplasty Procedures that help lift droopy eyelids and remove under-eye fat bags and dark circles. Dr. Soroudi performs this surgery in the comfort of his own Medicare-certified (highest standard) specialty surgical Facilities.

Dr. Soroudi performs this miraculous procedure (on both the upper and lower eyelids) without using any blades in just about one hour under minimal sedation with local anesthesia (NO General Anesthesia). Most patients are back to work in three-five days after surgery, with minimal bruising and discomfort.

> *Right column: "Before";*
Left column: "After";
Dr. Soroudi's actual patients





> *Most PPO Insurances
& Medicare Accepted*

Contact Us

We pride ourselves in being available to our patients around the clock. We understand that considering eye and eyelid procedures is a serious matter and that there can be many questions involved. As a result, we strive to be easily accessible to anyone interested in learning more about our services. Please feel free to call us anytime with questions and for a VIP Consultation.

For more information, you can also find us online at www.soroudivision.com.

Follow us on Instagram @drebbiesoroudi

Locations

Beverly Hills

8900 Wilshire Blvd, Suite 300
Beverly Hills, CA 90211
(310) 474-2010

Newport Beach

4340 Von Karman Ave, Suite 230
Newport Beach, CA 92660
(949) 976-2020

Glendale

1100 East Broadway, Suite 200
Glendale, CA 91205
(818) 449-3937

